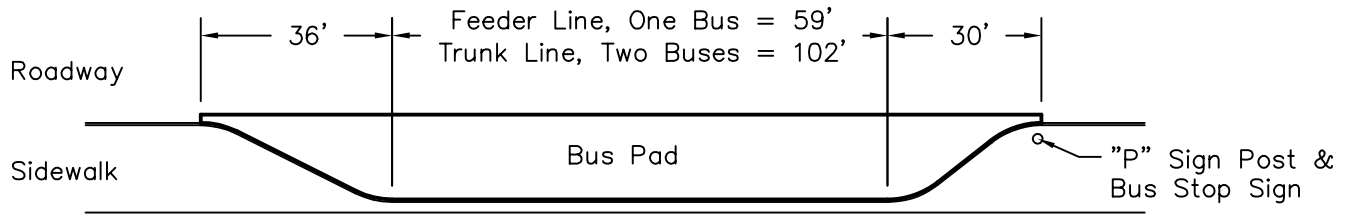
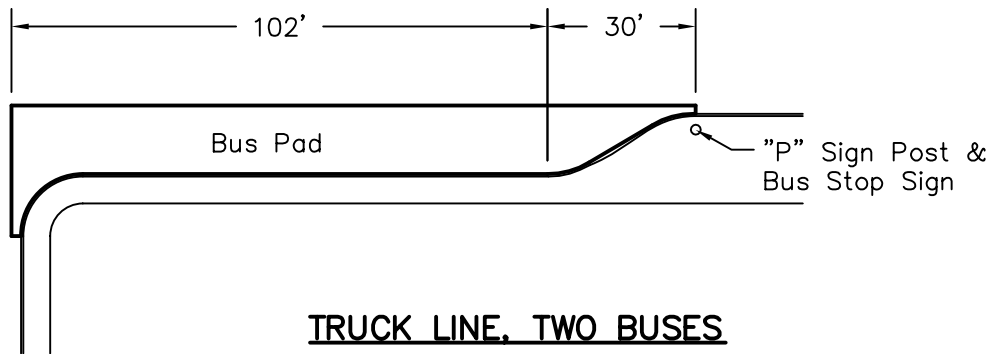


# BUS TURNOUT DIMENSIONS FOR BUSES 8.5 FEET WIDE AND 36 TO 40 FEET LONG

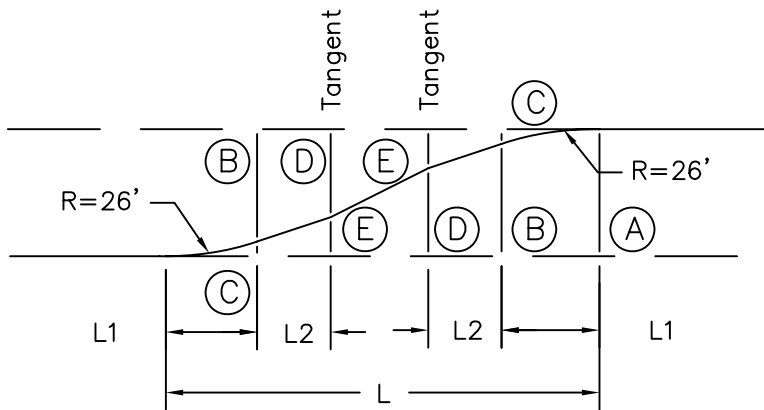


## FEEDER LINE, ONE BUS and TRUNK LINE, TWO BUSES



## TRUCK LINE, TWO BUSES

(Intersecting Road or Driveway as Entrance)



L	L1	L2	A	B	C	D	E
36'	4'	3.5'	8.5'	8'	4"	7.5'	1'
30'	6.5'	5'	8.5'	7.5'	1'	6'	2.5'

## REVERSE TAPER – GEOMETRICS

**NOTES:**

1. Reinforce 10' wide bus pad within turnout due to bus weight. 8" concrete with No. 4 @ 24" o.c. reinforcing. 6" Class II aggregate base.
2. Curb height 8" maximum due to clearance needed for wheelchair lift.

**REFERENCE:**

- 105-AG Sign and Parking Meter Post
- 120-AG Curb and Gutter – Barrier

CITY OF ARROYO GRANDE - ENGINEERING DEPARTMENT

STANDARD PLAN

ISSUE DATE:

## CONCRETE BUS TURNOUT

# 106-AG

JUL 1, 2004

Don Spagnolo, P.E.  
Director of Public Works/City Engineer  
L.C.E. No. 42993

Sheet 1 of 1